

# Bernù Aero

Designed By Davide Tonizzo

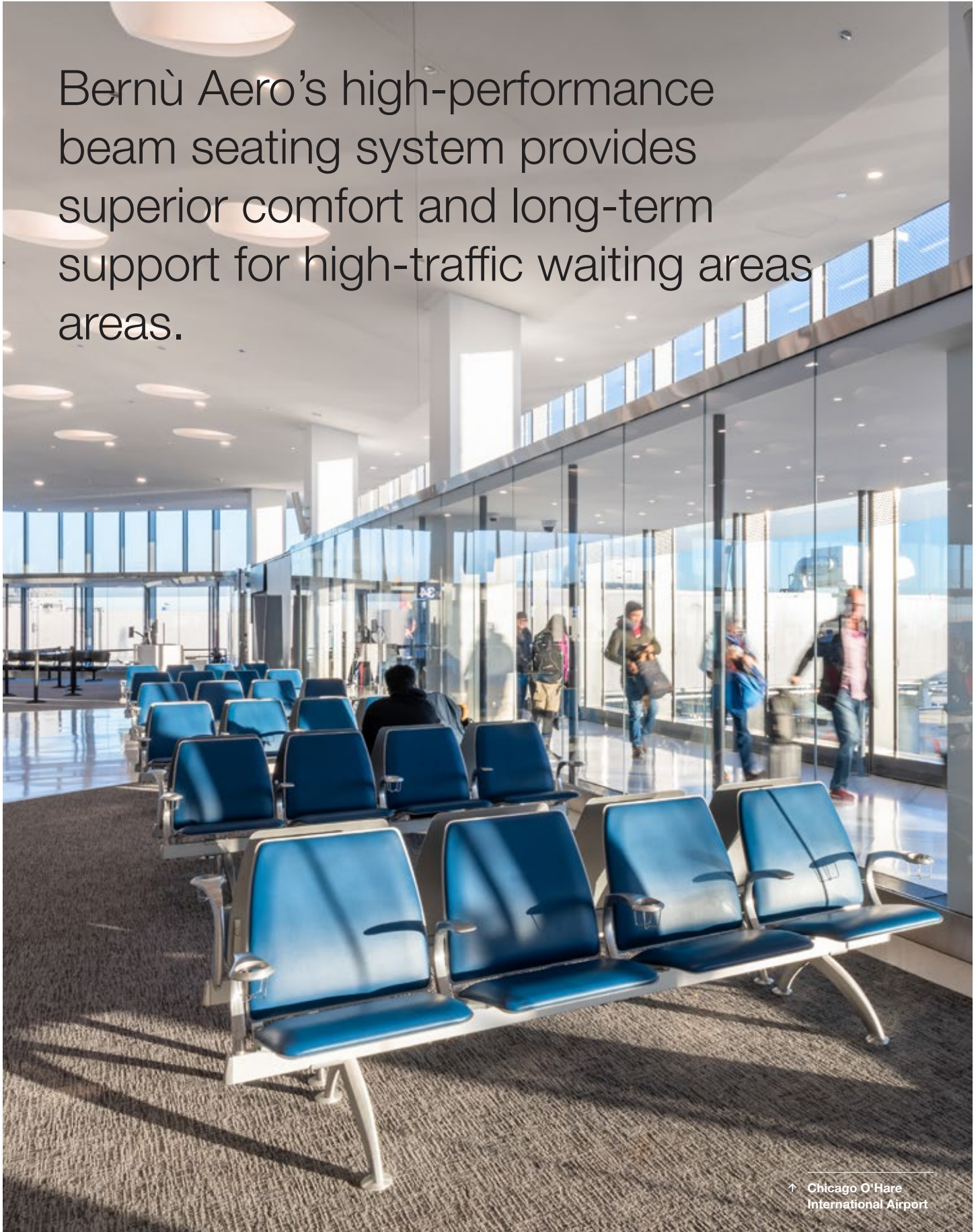


**ARCONAS**

v041526



Bernù Aero's high-performance beam seating system provides superior comfort and long-term support for high-traffic waiting areas.



# Bernù Aero

---

Named in honour of Swiss mathematician and physicist Daniel Bernoulli, who made considerable contributions to aerodynamics, the Bernù Aero tandem seating series features aerodynamic contours reminiscent of the shape of an aircraft wing and a contemporary design that will seamlessly compliment and blend into any public space.

Bernù Aero's central beam-mounted system combines innovative design with exceptional comfort and durability, making it the comprehensive seating system in its class. With flexibility to mix and match, multiple options for power and integrated accessories, and opportunities for extensive layout configurations, the Bernù Aero is the most comprehensive seating system in its class.

---

↓ **Newark Liberty  
International Airport**



# Bernù Aero Luxe

---

Compatible with any Bernù Aero beam-mounted seating system, the Bernù Aero Luxe's contoured metal profile, high-back, foot rest, and plush padding provide exceptional comfort and durability for high-traffic waiting areas. Users can lay their head back, put up their feet, and relax.

Bernù Aero Luxe offers single straight (3–5 seats) units. The modular design allows for a wide variety of configurations with a limited number of parts.

---

## ↓ Guadalajara International Airport



# Bernù Aero Configurations

---



**Two-Seat Unit**



**Three-Seat Unit**



**Four-Seat Unit**



**Five-Seat Unit**



**Four-Seat Unit with Intermediate Table**

# Bernù Aero Configurations

---



**Four-Seat Inside Curve Unit  
with Wedge Table**



**Five-Seat Outside Curve Unit**



**Six-Seat Cluster  
with Triangular Table**



**Luxe with Chaise**



**Three-Seat High-Back Luxe**

# Bernù Aero

---

## UPHOLSTERED

Bernù Aero's contoured metal profile and plush padding provides notable comfort and durability for high-traffic waiting areas.



↑ Bernù Aero's accentuated seats and backs are roll formed steel covered with injected moulded foam bonded to ABS forms. Pads are easily replaced on-site by removing four screws.



↑ Open space between seat backs minimizes debris collection.

# Bernù Aero Material Options

---

## INJECTED POLYURETHANE

Bernù Aero Poly delivers the high-performance of Bernù Aero combined with the practical touch of an integral polyurethane surface that's easy to maintain. With anti-microbial properties and durable construction, Bernù Aero Poly is an ideal solution for waiting areas that demand comfort and convenience.



Midnight



Graphite\*

\*200 minimum order quantity



Royal Blue\*

### Poly Certifications

- CAL 133 and BS 5852 for flammability
- ISO 22196 for anti-microbial properties

# Bernù Aero Material Options

---

## PERFORATED METAL

The perforated metal pans are laser cut and formed to match Bernù Aero's ergonomic profile. The steel is pretreated for corrosion resistance and powder coated in Arconas' standard colours.



Cloud Silver  
Indoor



Matte Black  
Indoor



Tungsten Silver  
Indoor



Latte  
Indoor



Graphite  
Indoor/Outdoor



Textured Black  
Indoor/Outdoor



---


## WOOD

Wood seats and backs are made from laminated hardwood plywood and are cut from a single moulded form ensuring grain continuity from one seat position to another.

Standard wood grain is Maple. Minimum order quantity applies for Oak and Walnut



Maple



Oak



Walnut



# Bernù Aero Material Options

---

## MIX & MATCH

Bernù Aero's versatile material options can be mixed and matched to create customized options.



**Perforated metal back / Poly seat**



**Perforated metal back / Upholstered seat**



**Wood back / Poly seat**

# Arms

---

Arms are made from solid die-cast aluminum.



Cantilever arm



Cantilever arm with drink holder



Loop arm

# Legs & Connectors

---



## Glides

Bernù Aero legs come standard with adjustable glides that allow for precision leveling. Optional floor mounting and anti slide glides are available for hard floors.



Aluminum  
Glide



Anti slide  
Glide



Floor Mounting  
Glide



## Floor-mounted legs

Cantilever legs are floor mounted and are positioned inboard to eliminate obstacles.



## Back-to-back connectors

Back-to-back connectors securely hold two units together and are available on all linear and curved configurations.

# Power

---



## **inPower™ Flex 3**

inPower™ flex 3 easily mounts below seats and tables and provides enough outlets to charge up to 4 devices at once. Each module is tested to UL certifications and has many built-in safety features.

inPower™ flex 3 sockets can be specified to meet country voltage requirements world-wide.

North American module shown  
\*European and UK Modules available



## **Cable Management Device (CMD)**

The CMD is designed to hide the slack from inPower™ flex 3 cords and to prevent tampering. The device also provides one exit point for the power cord anywhere along the beam.

# Tables

---



End / Intermediate 24" Square Table  
Only available for straight beams



Intermediate 9" Wedge Table  
Only available for inside curved beams



End / Intermediate 12" Narrow Table  
Only available for straight beams  
**Available upon request**

# Clusters

---

## BERNÙ AERO CLUSTER FEATURES



### Fully Enclosed Base

The Fully Enclosed base is a triangular steel structure that supports the central table and the inner end of the Supporting Beams. Each of the 3 sides is fabricated from 11 gauge steel with welded internal gussets to maintain the shape and stiffness. Optionally, one or more sides can be equipped with a lockable access door and an internal shelf. This allows for maintenance of any equipment located within the base. There are hidden openings on each corner of the Enclosed Base to allow wiring to pass into the base. This allows the optional inPower flex 3 wiring to be routed internally.

The table top is attached to mounting lugs on the top edge of the base. Escutcheon plates are provided to attractively cover the entry of the seat beams into the Enclosed Base.

The Enclosed Base includes 6 adjustable glides.



### Table Top

The triangular shaped table top is adjacent to all 6 seats to provide a convenient surface for users to place beverages, luggage, etc while seated.

The table has a symmetrical triangle shape with truncated corners. Each tip to base dimension is 47 3/4" (1213 mm). The width across 2 corners is 54" (1371 mm). It is available in granite, solid surface and laminate over 1" (25 mm) MDF. Laminate tops are fitted with threaded mounting inserts and provided with color matched vinyl edging.

Solid surface tops are 1/2" (12 mm) thick with built up edges to appear as 1" (25 mm) thick. The underside is bonded to a 1/2" plywood substrate equipped with threaded mounting inserts.

Granite tops are 3/4" (20 mm) thick with built up edges to appear as 1 1/2" (40 mm) thick. The underside is bonded to a 1/2" (12 mm) MDF substrate equipped with threaded mounting inserts.

All tops include mounting inserts for inPower flex 3 units under each corner.

# Accessible Options

---

## PRIORITY SEATING

Priority seating are labeled with internationally recognizable accessibility logos to indicate that the seat is reserved for persons with reduced mobility or those who may need extra space. These logos are positioned on the backrest for optimal visibility and long term durability.



### Accessible Seating

For lateral transfers from a wheelchair, the outer arm is remove from a seat position at the end of the row.



### Reduced Mobility Seating

A raise seat position assists people with reduced mobility to transition in and out of a chair with greater ease.



### Extra-wide Seating

Extra wide (30") seating option to provide extra comfort for passenger who may need more room.



### End-mount power

inPower flex 3 modules for charging electronics are available on back-to-back seating units, allowing wheelchair users to access the outlet at arm height.

# Environmental Sustainability

We care about the full life cycle of our products. Arconas delivers the world's most environmentally friendly seating and furniture for passenger terminals and public spaces.

We were one of the first manufacturers in North America to introduce the use of injection-molded, CFC-free, cold-cured foam. Our foam and metal components are 100% recyclable. Our products meet the requirements of ANSI/BIFMA Emissions Standards M 7.1 2011, are low V.O.V., and do not contribute to poor indoor air quality.

Our products can also contribute toward your building achieving LEED credits.

- 1. Seat and back pans**  
Formed steel, contains up to 30% recycled material
- 2. Arms**  
Solid die-cast aluminum, contains up to 70% recycled material
- 3. Upholstery**  
Vinyl, Polyurethane, Faux Leather, Leather or C.O.M.
- 4. Beam and end caps**  
Extruded aluminum, contains up to 70% recycled material
- 5. Seat brackets / Legs / Glides**  
Solid die-cast aluminum, contains up to 70% recycled material

**CERTIFICATIONS**

**Durability**  
ANSI/BIFMA X5.4

**Flammability (composite test)**  
CAL 117  
CAL 133  
BS 5852 (Europe)

**Indoor Air Quality**  
ANSI/BIFMA X7.1-2011

**Antimicrobial**  
ISO 22196

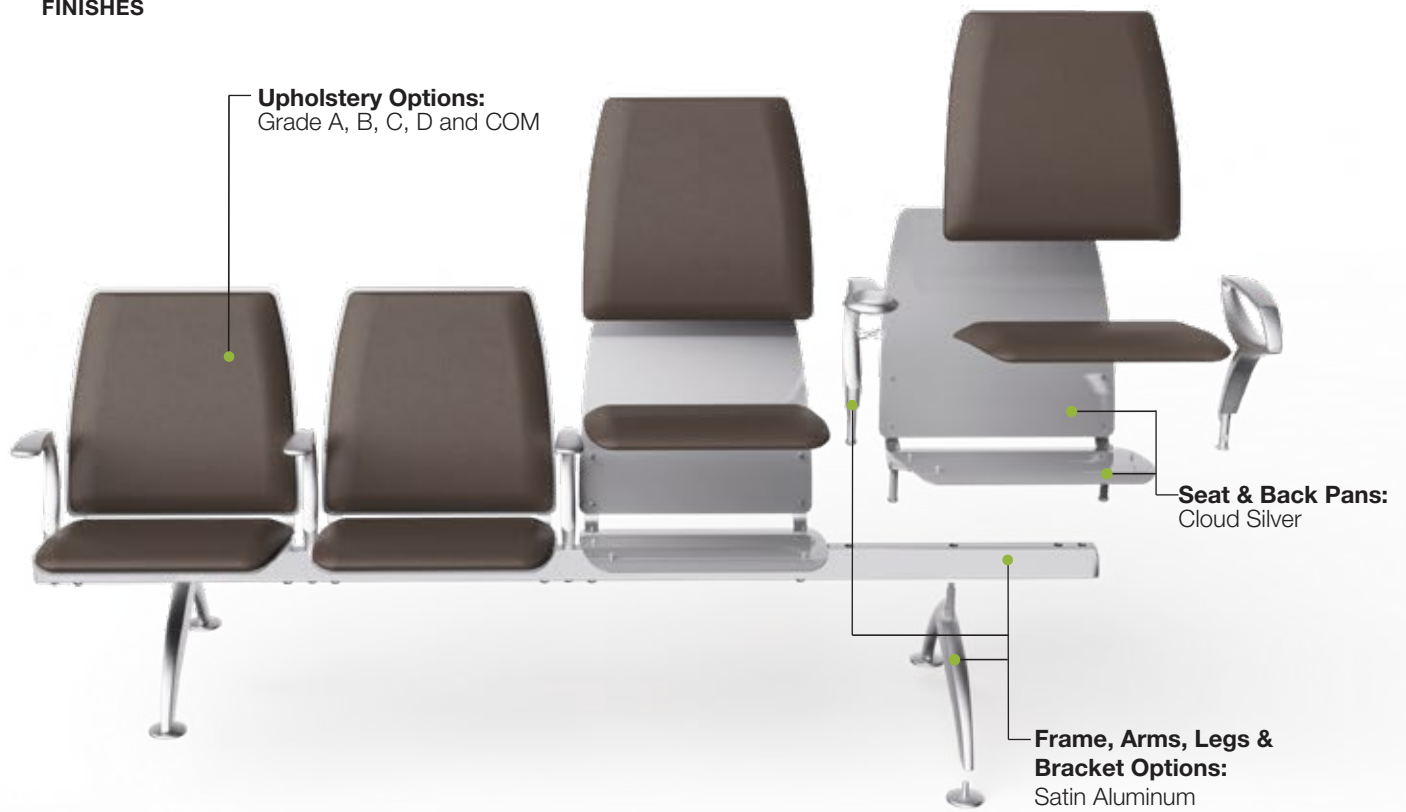
**SCS Global Certification**  
EPD (Environmental Product Declaration)  
HPD (Health Product Declaration)



Seats and backs are replaced one-for-one without having to disassemble the entire unit and upholstered pads are replaced by removing four screws. The wide-set legs below the beam offers ample open space for cleaning parts should repairs be required.

# Finishes

## FINISHES



## UPHOLSTERY



### GRADE A

Esprit  
74 colors



### GRADE B

Naugasoft  
22 colors



### GRADE C

Destiny  
29 colors



### GRADE D

Eleather  
22 colors

## TABLETOP SURFACES



Phenolic Fenix  
3 colors



Solid Surface  
4 colors



Silestone  
3 colors

# Bernù Aero Configurations

---

## SINGLE UNITS



### BA2S


two seat unit

W: 49.4" (1254 mm)

D: 26" (660 mm)

H: 33" (838 mm)

SH: 17.7" (449 mm)



### BA3S


three seat unit

W: 72.4" (1838 mm)

D: 26" (660 mm)

H: 33" (838 mm)

SH: 17.7" (449 mm)



### BA4S

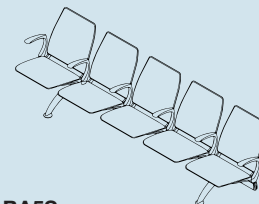
four seat unit

W: 95.3" (2420 mm)

D: 26" (660 mm)

H: 33" (838 mm)

SH: 17.7" (449 mm)



### BA5S

five seat unit

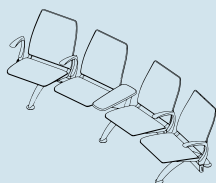
W: 118.4" (3007 mm)

D: 26" (660 mm)

H: 33" (838 mm)

SH: 17.7" (449 mm)

## CURVED UNITS



### BA4SINS

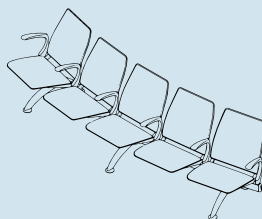
inside curve, four seat unit,  
includes wedge table

W: 107.7" (2735 mm)

D: 34.5" (876 mm)

H: 33" (838 mm)

SH: 17.7" (449 mm)



### BA5SOUT

outside curve,  
five seat unit

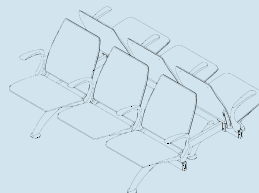
W: 117" (2971 mm)

D: 34.5" (876 mm)

H: 33" (838 mm)

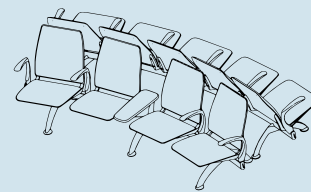
SH: 17.7" (449 mm)

## BACK-TO-BACK UNITS



### LINEAR

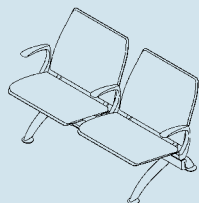
two to five seat units per side



### CURVED

inside and outside curved units

## OPTIONS



### BA2SMBAR

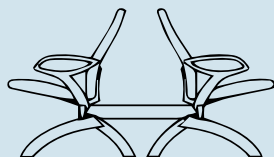
two seat extra wide (26")  
three-seat unit also available

W: 59.4" (1508 mm)

D: 26" (660 mm)

H: 33" (838 mm)

SH: 17.7" (449 mm)




### BERNBTOBR

back-to-back connector  
adds 6" width to two single rows

# Bernù Aero Configurations

---

## BERNÙ AERO LUXE



### BALUXE

two to five seat units



### BERNCHAISE

W: 70.8" (1798 mm)  
D: 49" (1244 mm)  
H: 44.5" (1130 mm)  
SH: 17" (432 mm)

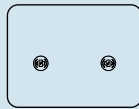
## TABLES



### BERNTABLER24

24" table

W: 23.6" (600 mm)  
D: 19.25" (489 mm)  
H: 17" (432 mm)



### BERNTABLER24QI

24" table with two Qi

W: 24.5" (610 mm)  
D: 19" (483 mm)  
H: 17" (432 mm)

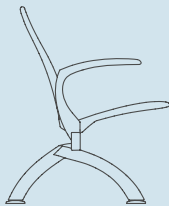


### 68032

9" wedge table for curved units

W: 9" (229 mm)  
D: 20" (508 mm)  
H: 17" (432 mm)

## ARMS



### BERNALARM

cantilever arm

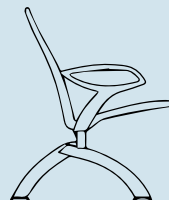
W: 2" (51 mm)  
D: 14.5" (368 mm)  
AH: 22.5" (572 mm)



### BERNALDRINK

drink holder arm

W: 3.5" (89 mm)  
D: 14.5" (368 mm)  
AH: 22.5" (572 mm)




### BERNARM

loop arm

W: 2" (51 mm)  
D: 14.5" (368 mm)  
AH: 22.5" (572 mm)

## Bernù Bench

Bernù Bench is a finely-crafted indoor bench that can be arranged with other Bernù Aero seating variations, or as a standalone piece, to create dynamic and inviting waiting areas.



↑ Tampa International Airport


# Bernù Bench

---

Bernù Bench features a redefined bench seat, available in hardwood slats or upholstery, has end profiled and sculpted like an aircraft wing section and is complimented by the sturdiness of the sculpted aluminum beam and legs.

Bernù Bench is available in two fixed widths (48" an 72"). The upholstered bench is available with a variety of durable vinyls, faux leathers, woven textiles or COM.

Bernù Bench is suitable for indoor applications only.



↑ Los Angeles International Airport

# Bernù Bench Material Options

---

## UPHOLSTERED

Upholstered bench tops have a sturdy base made of steel sheets and fir plywood. The cushion is shaped like an aerofoil and attached to the base after being cut from polyurethane foam. The cover is sewn with strong French stitching to enhance durability. The front and rear waterfall edges are seamless to reduce wear and tear.



**72" Upholstered Bench**



**48" Upholstered Bench**

---

## WOOD

Wooden bench tops are made from seasoned hardwood, doweled and glued to ensure strength and durability. They are available in maple, oak and walnut in 2- or 3-seat lengths. The front and back edges are made from heavy wooden sections shaped to match the aerofoil profile of the end caps.

All are clear coated for easy touch up of minor scratches (no stain matching required).

Minimum order quantity applies.



**72" Bench shown in Walnut**

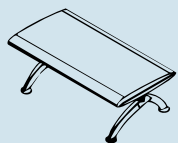


**48" Bench shown in Oak**

# Configurations

---

## UPHOLSTERED BENCH



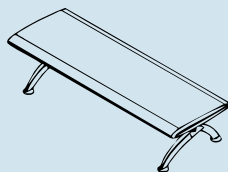
### **BB2SU**

two seat unit

W: 48" (1219 mm)

D: 24" (610 mm)

H: 17" (432 mm)



### **BB3SU**

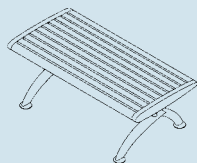
three seat unit

W: 72" (1828 mm)

D: 24" (610 mm)

H: 17.3" (439 mm)

## WOOD BENCH



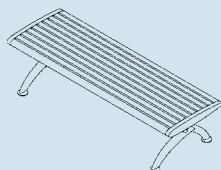
### **BB2SM/O/W**

two seat unit

W: 48" (1219 mm)

D: 24" (610 mm)

H: 17.3" (439 mm)



### **BB3SM/O/W**

three seat unit

W: 72" (1828 mm)

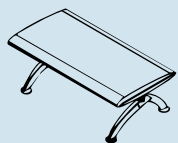
D: 24" (610 mm)

H: 17.3" (439 mm)

# Configurations

---

## UPHOLSTERED BENCH



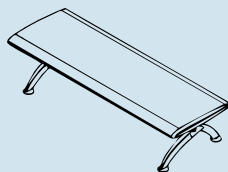
### **BB2SU**

two seat unit

W: 48" (1219 mm)

D: 24" (610 mm)

H: 17" (432 mm)



### **BB3SU**

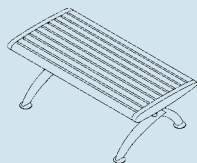
three seat unit

W: 72" (1828 mm)

D: 24" (610 mm)

H: 17.3" (439 mm)

## WOOD BENCH



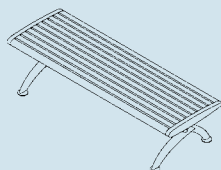
### **BB2SM/O/W**

two seat unit

W: 48" (1219 mm)

D: 24" (610 mm)

H: 17.3" (439 mm)



### **BB3SM/O/W**

three seat unit

W: 72" (1828 mm)

D: 24" (610 mm)

H: 17.3" (439 mm)

# ARCONAS

## Head Office

Arconas Corporation  
5700 Keaton Crescent  
Mississauga, Ontario  
L5R 3H5 Canada

## United States

Arconas Inc.  
220 S. Elm Street  
High Point, N. Carolina  
27260 U.S.A.

## Contact

Telephone: +1 905 272 0727  
Toll Free: +1 800 387 9496  
Email: [info@arconas.com](mailto:info@arconas.com)

 /arconas

 @arconascorp

 /arconas



Platinum  
member

ISO 9001:2015 &  
ISO 14001:2015 Certified



**SCS**global  
SERVICES



[arconas.com](http://arconas.com)