





# MELAMINE


## MELAMINE GROUP 1: Basic colours




MW white



MQ office white



MC canvas<sup>3</sup>




MP platinum<sup>2,3</sup>



MA aluminium<sup>3</sup>



MS slate<sup>2,3</sup>




MB basalt


## MELAMINE GROUP 2: Additional basic colours<sup>1,2,3</sup>



MH stone grey



TM clay



MD urban grey

## MELAMINE GROUP 2: Decor colours<sup>1,2,3</sup>




AR maple



EZ oak vicenza




BH beech light




NG walnut grey

## MELAMINE GROUP 3: Accent colours<sup>1,2,3</sup>



TX mustard




TH marino blue




TS fern green


## MELAMINE GROUP 3: Decor colours, wooden texture<sup>1,2,3</sup>



CO coco texture



CE elm white



EA oak aragon

<sup>1</sup> not available for compact top

<sup>2</sup> not available for duo-edge

<sup>3</sup> not available for 3 mm edge single-coloured

## VENEER


### VENEER GROUP 1: Maple<sup>1</sup>, beech<sup>1</sup>, oak<sup>1</sup>, chestnut<sup>1</sup>



AK canadian maple




BG beech grey



EF oak natural



EY oak sylt



ER oak amaretto



EV oak vulcano



EG oak grey



KD chestnut natural




KP chestnut brown



KQ chestnut grey

### VENEER GROUP 2: Walnut<sup>1</sup>, bamboo




NF american walnut



NB walnut umbra



NA wal. anthracite




NR walnut siena




BJ bamboo


### BEECH - BENE SEATING



BU beech natural




BG beech grey



BO beech vulcano


### MAPLE - BENE SEATING



AR maple natural

## SOLID WOOD

### OAK




HC nature




HD graphite

## FENIX™



black

## PLYWOOD



KO Natural pine, untreated

<sup>1</sup> Veneers also available in matt finish for PORTS, U-LIFT, STUDIO, P2, AL, FILO and CASUAL by Bene (only oak and walnut).

Colour variances of wood products are a natural consequence, see page 4.

## COLOUR- STRUCTURE CHANGES WOOD & VENEER

**Colour variances of wood products are a natural consequence.**

Wood is a nature product and each tree is unique. Thus, wood as well as veneered surfaces have natural differences in structure and colour variations. We only purchase high quality trunks and each is inspected individually. Nevertheless, depending on type of wood and cutting technique, every single veneer sheet is different in it's structure.

Colour stability or light fastness of most types of wood is low. Colour changes are basically influenced by four aspects: UV light (natural light source), oxygen, heat, chemicals. Finishing such as glazing, varnishing or staining mitigate these reactions but can't avoid it completely. The darker the finishing, the lower the colour changes. However, these surfaces also change under UV-exposure. But these colour changes harmonize over time and the differences ease off. A completely uniform colouration is not feasible with a natural material such as wood. As it's colour can change over time, especially in cases of re-orders or with spare parts colour differences or unequal structures are possible and more visible. These differences are no reasons for complaints!

SIDE\_S/PIXEL: To satisfy the visual standards, SIDE\_S is deliberately made with plywood and PIXEL with untreated pine plywood, may contain knots as well as cracks. These design characteristics are proof of authenticity and not a valid reason for complaint.

Overview of natural colour reactions of wood under UV-influence:

Type of wood	Original colour	Colour changes under UV exposure	Intensity
Maple	bright, whitely	turning into yellow	heavily
Beech	reddish-white	yellow, reddisch-yellow	heavily
Oak	lightbrown, brown	darkening into yellow-brown	slightly
Cherry	reddish-brown	darkening into red-brown	significantly/heavily
Walnut	brown, darkbrown	turning into yellowish darker brown	heavily
Bamboo	lightbrown, slightly yellow	turning darker, brown	significantly
Chestnut	very bright brown	turning slightly darker	slightly
Pine	bright, slightly yellow	turning darker, slightly yellowish	significantly/heavily
Birch	bright, slightly reddisch	turning darker, yellowish	slightly/significantly

## LACQUERED SURFACE

### HIGH-GLOSS - MDF LACQUERED



HW glossy white




HN glossy cream




HZ glossy black

### MATT - MDF LACQUERED FOR PORTS



WI white




DM clay




BS basalt

### SEMI-GLOSS - MDF LACQUERED



WI white



DM clay




BS basalt


### SEMI-GLOSS - MDF LACQUERED BENE SEATING




OA white



BS basalt

**Powder-coated surface****POWDER-COATED SURFACE****HIGH-GLOSS - METAL, POWDER-COATED**


CU copper

**MATT - METAL, POWDER-COATED**


SU clay matt




SS black matt

**SEMI-GLOSS - METAL, POWDER-COATED**

WI white




AL aluminium




SR slate




SZ black




off-white







dark grey

**STRUCTURED - METAL POWDER-COATED FOR X-PRESS FRAME**

black




white

metallic green  
68/50394metallic brown  
68/60835matt blue  
029/41112**STRUCTURED - MDF POWDER-COATED**

FS white

## METAL

### ALUMINIUM ANODISED



AP alu. polished



aluminium



black




burnt amber



olive


### CHROME-PLATED STEEL



CR chrome

## GLASS

### GLASS




KS clear glass




DP smoked glass

### SATIN FINISH GLASS




ST white satined

### LACQUERED GLASS



DW opaque white



DS opaque black

### ACRYLGLASS WHITE



PW white satined


### ACRYLGLASS COLOURED



PC smoke

## CERAMIC

### CERAMIC




WI white



# PLASTIC


## SOLID-COLOURED PLASTIC - BENE SEATING




WI white




SZ black



GW off-white



GB dark grey



stone




orange

## BIO-BASED PLASTIC (rPLA) - BFRIENDS



Clay



Light grey



Anthracite



Ochre



Terracotta



Wild sage



Apricot



Navy




Green




Plum

## FABRIC (OUTDOOR)

PRICE GROUP 2: Panama - Agora



1318 - Emerald



1319 - Navy



1320 - Bone



1321 - Brasserie



1322 - Marble



1323 - Moka



1324 - Mustard



3657 - Onyx




3658 - Cloud




3659 - Fossil



3660 - Cherry



3661 - Ocean



3662 - Lapis




3663 - Flint



3664 - Slate




3665 - Grass




3666 - Green



3667 - Alga




3668 - Basil




3669 - Stone Grey



3737 - Azafrán




3738 - Beige-Cafe



3739 - Blanco




3740 - Integral



3741 - Marfil



3742 - Mineral



3743 - Ash



8000 - Tangerine



8001 - Coco




8002 - Oliva



8003 - Citron



8004 - Menta



8005 - Scarlet



8006 - Acqua




8007 - Artico



8008 - Lino



8009 - Siena



8010 - Malva



8011 - Brisa



8012 - Garnet




8013 - Grafito



8014 - Ice

# FABRIC

PRICE GROUP 3: Stamskin Top - Sonnhaus



10120




5029




20279




20291



20290




20293



20287



20283



07479



20295




07478



20280



20300




20281



20299



20294



20296



20241



20253



20282



20289



20288



20284



10295



20237



20286



20278




20285



20129



20161



07432



07445



00002


# FABRIC

PRICE GROUP 4: Hallingdal - Kvadrat




# FABRIC


## PRICE GROUP 4: Hallingdal - Kvadrat




733



750



753



754



763



764



773




810



840



850



890




907



944



960



968




980


## PRICE GROUP 4: Steelcut Trio - Kvadrat




105




113




124




133




153




176




195




236




416



426



436



446




453



466



476



506




576




713

# FABRIC


## PRICE GROUP 4: Steelcut Trio - Kvadrat




205




213




226




246




253




266




276




283




336




376



383




515




526




533



553



616



636




645



666




686




716



746




756




776



796




806




865



883



906




916



946




953




966



976



983



996

## GENERAL



- 01 220, Divina Melange
- 02 off-white
- 03 stone
- 04 SZ black
- 05 AP aluminium polished



- 01 HC oak natural
- 02 MW white, melamine
- 03 WI white, powder-coated
- 04 407, Hallingdal

### Infobox

Wood is a natural product with colour and grain variations.  
This is a proof of genuineness and therefore not accepted as reason for customer complaints.

Melamine surfaces (decor colours) are different to veneered wood surfaces, in colour and structure.  
The client must be informed about this fact.

Genuine leather stretches out during use. Thus, crinkles (so-called seat depressions) in a reasonable amount can emerge from body heat and moisture.  
They evidence the authenticity and are excluded from reasons for customer complaints.  
This adjustment process is widely completed after a few weeks.

Due to printing technology, variations are possible. The pictured colours and structures in this overview may not be used as reference!

## SPECIFICATIONS MESH, FABRIC &amp; LEATHER

	MANUFACTURER	COMPOSITION	RESISTANCE	FIRE RESISTANCE	SUSTAINABILITY
<b>MESH</b>					
Runner (P2)	<a href="#">Gabriel</a>	80% polyester, 20% recycled polyester	• • •	• •	• • •
Omega (P2)	<a href="#">Gabriel</a>	100% polyester	• • • •	• •	• • •
<b>FABRIC</b>					
Inn (P0)	Vescom	100% Trevira CS	•	• • • •	•
Era (P0)	<a href="#">Camira</a>	100% Polyester	• • • •	• •	• • •
Urban Plus (P0)	<a href="#">Camira</a>	100% recycled polyester	• • • •	• • • •	• • •
Xtreme Plus (P0)	<a href="#">Camira</a>	100% recycled polyester	• • • •	• • • •	• • • •
Rondo (P1)	<a href="#">Gabriel</a>	99% post-consumer recycled polyester, 1% polyester	• • •	• •	• • • •
Step (P1)	<a href="#">Gabriel</a>	100% Trevira CS	• • • •	• • • •	• • •
Step Melange (P1)	<a href="#">Gabriel</a>	100% Trevira CS	• • • •	• • • •	• • •
Remix (P2)	<a href="#">Kvadrat</a>	90% new worsted wool, 10% nylon	• • • •	• • •	• • • •
Europost (P2)	<a href="#">Gabriel</a>	100% New Zealand wool	• •	• • •	• • •
Mainline Flax (P2)	<a href="#">Camira</a>	75% virgin wool, 25% flax	• •	• • • •	• • •
Assam (P3)	<a href="#">Jab</a>	68% polyamide, 19% wool, 13% viscose	• • • •	• • •	• • •
Fox (P3)	<a href="#">Jab</a>	100% polyester	• • •	• • • •	• •
Fiord (P3)	<a href="#">Kvadrat</a>	92% new worsted wool, 8% nylon	• • •	• • •	• • • •
Steelcut (P3)	<a href="#">Kvadrat</a>	90% new worsted wool, 10% nylon	• • • •	• • •	• • • •
Stamskin Top (P3)	<a href="#">Sonnhaus</a>	Synthetic fiber, upper material: 100% polyvinyl chloride, sub-material: 100% polyamide jersey	• • • •	• •	•
Hallingdal (P4)	<a href="#">Kvadrat</a>	70% worsted wool, 30% viscose	• • • •	• • • •	• • • •
Steelcut Trio (P4)	<a href="#">Kvadrat</a>	90% new worsted wool, 10% nylon	• • • •	• • •	• • • •
Divina Melange (P4)	<a href="#">Kvadrat</a>	100% worsted wool	• •	• • • •	• • • •
Divina MD (P4)	<a href="#">Kvadrat</a>	100% worsted wool	• •	• • • •	• • • •
Coda (P5)	<a href="#">Kvadrat</a>	90% worsted wool 10% nylon	• • •	• • • •	• • •
Elle (P5)	<a href="#">Kvadrat</a>	25% cotton, 20% viscose, 20% worsted wool, 20% polyacrylic, 15% nylon	• • •	• • • •	• • •
Opera (P5)	<a href="#">Rohi</a>	96% worsted wool, 4% polyamide	• • •	• • •	• • • •
<b>OUTDOOR FABRIC</b>					
Panama (P2)	<a href="#">Agora</a>	100% solution dyed acrylic	•	• •	• •
<b>LEATHER</b>					
Entrée (L1)	<a href="#">Leder Reinhardt</a>	Strong, soft nappa leather with distinctive milled grain.	-	• •	•
Entrée Color (L2)	<a href="#">Leder Reinhardt</a>	Strong, soft nappa leather with distinctive milled grain.	-	• •	•
Superior (L3)	<a href="#">Leder Reinhardt</a>	Cowhide, aniline-dyed, with lightly corrected fine grain structure.	-	• •	•

The higher the number of points, the better the rating in the respective category.

Find more information about the individual fabric and leather collections on the manufacturer's website, with the exception of the Bene „Inn“ collections.



## FABRIC COLLECTIONS - OVERVIEW

	P0				P1			P2				P3				P4			P5		L1	L2	L3						
	Era	Urban Plus	Xtreme Plus	Inn	Rondo	Step	Step Melange	Panama (Outdoor)	Remix	Europost	Mainline Flax	Runner	Assam	Fox	Fiord	Steelcut	Stamskin Top	Hallingdal	Steelcut Trio	Divina Melange	Divina MD	Coda	Elle	Opera	Entrée	Entrée Color	Superior		
T-Panel Curve	•	•	•	•	•	•	•	•	•	•	•	•	•	•	•	•	•	•	•	•	•	•							
T-Panel Pure	•	•	•	•	•	•	•	•	•	•	•	•	•	•	•	•	•	•	•	•	•	•	•						
T-Panel Multi	•	•	•	•	•	•	•	•	•	•	•	•	•	•	•	•	•	•	•	•	•	•	•						
STUDIO panel	•	•	•	•	•	•	•	•	•	•	•	•	•	•	•	•	•	•	•	•	•	•	•						
3A screen	•	•	•	•	•	•	•	•	•	•	•	•	•	•	•	•	•	•	•	•	•	•	•	•					
3A pinnable screen	•	•	•	•	•	•	•	•	•	•	•	•	•	•	•	•	•	•	•	•	•	•	•	•					
CUBE_S	•	•	•	•	•	•	•	•	•	•	•	•	•	•	•	•	•	•	•	•	•	•	•						
KX Storage - rear wall	•	•	•	•	•	•	•	•	•	•	•	•	•	•	•	•	•	•	•	•	•	•	•						
K2 Storage - add-on outer rear wall	•	•	•	•	•	•	•	•	•	•	•	•	•	•	•	•	•	•	•	•	•	•	•						
LOCKER_S - rear wall	•	•	•	•	•	•	•	•	•	•	•	•	•	•	•	•	•	•	•	•	•	•	•						
FRAME_S - fabric panel	•	•	•	•	•	•	•	•	•	•	•	•	•	•	•	•	•	•	•	•	•	•	•						
CT Pedestal - seat	•	•	•	•	•	•	•	•	•	•	•	•	•	•	•	•	•	•	•	•	•	•	•						
T-Caddy - Top Seat	•	•	•	•	•	•	•	•	•	•	•	•	•	•	•	•	•	•	•	•	•	•	•						
CASUAL by Bene	•	•	•	•	•	•	•	•	•	•	•	•	•	•	•	•	•	•	•	•	•	•	•	•	•	•	•	•	•
CASUAL by Bene Outdoor							•																						
CUSHIONS by Bene	•	•	•	•	•	•	•	•	•	•	•	•	•	•	•	•	•	•	•	•	•	•	•						
STUDIO Chair	•	•	•	•	•	•	•	•	•	•	•	•	•	•	•	•	•	•	•	•	•	•	•	•	•	•	•	•	•
PORTS Chair					•	•	•	•	•	•	•	•	•	•	•	•	•	•	•	•	•	•	•	•	•	•	•	•	•
B_Run	•	•	•	•	•	•	•	•	•	•	•	•	•	•	•	•	•	•	•	•	•	•	•	•	•	•	•	•	•
RIYA	•	•	•	•	•	•	•	•	•	•	•	•	•	•	•	•	•	•	•	•	•	•	•	•	•	•	•	•	•
Filo Chair	•	•	•	•	•	•	•	•	•	•	•	•	•	•	•	•	•	•	•	•	•	•	•	•	•	•	•	•	•
Bay Chair	•	•	•	•	•	•	•	•	•	•	•	•	•	•	•	•	•	•	•	•	•	•	•	•	•	•	•	•	•
Club Chair	•	•	•	•	•	•	•	•	•	•	•	•	•	•	•	•	•	•	•	•	•	•	•	•	•	•	•	•	•
TIMBA Stool	•	•	•	•	•	•	•	•	•	•	•	•	•	•	•	•	•	•	•	•	•	•	•	•	•	•	•	•	•
Coffice	•	•	•	•	•	•	•	•	•	•	•	•	•	•	•	•	•	•	•	•	•	•	•	•	•	•	•	•	•

## FABRIC COLLECTIONS - OVERVIEW

	P0				P1			P2				P3				P4			P5		L1	L2	L3				
	Era	Urban Plus	Xtreme Plus	Inn	Rondo	Step	Step Melange	Panama (Outdoor)	Remix	Europost	Mainline Flax	Runner	Assam	Fox	Fiord	Steelcut	Stamskin Top	Hallingdal	Steelcut Trio	Divina Melange	Divina MD	Coda	Elle	Opera	Entrée	Entrée Color	Superior
B_Side	•	•	•		•	•	•		•	•	•	•	•	•	•	•	•	•	•	•	•	•	•	•	•	•	
B_Side (fully upholstered)	•	•	•		•	•	•		•	•	•	•	•	•	•	•	•	•	•	•	•	•	•	•	•	•	
B_Cause	•	•	•		•	•	•		•	•	•	•	•	•	•	•	•	•	•	•	•	•	•	•	•	•	•
Dexter	•	•	•		•	•	•		•	•	•	•	•	•	•	•	•	•	•	•	•	•	•	•	•	•	•
Bug	•	•	•		•	•	•		•	•	•	•	•	•	•	•	•	•	•	•	•	•	•	•	•	•	•
Kizz	•	•	•		•	•	•		•	•	•	•	•	•	•	•	•	•	•	•	•	•	•	•	•	•	•
Mezzo	•	•	•		•	•	•		•	•	•	•	•	•	•	•	•	•	•	•	•	•	•	•	•	•	
Rondo	•	•	•		•	•	•		•	•	•	•	•	•	•	•	•	•	•	•	•	•	•	•	•	•	•
SETTLE (back panel)	•		•		•				•	•	•		•	•	•	•	•	•	•	•	•	•	•	•	•	•	
SETTLE (back upholstery)	•	•	•		•	•	•		•	•	•		•	•	•	•	•	•	•	•	•	•	•	•	•	•	
SETTLE (seat)	•	•	•		•	•	•		•	•	•		•	•	•	•	•	•	•	•	•	•	•	•	•	•	
SETTLE (pillow roll)	•	•	•		•	•	•		•	•	•		•	•	•	•	•	•	•	•	•	•	•	•	•	•	
Toguna (outside)	•	•	•		•	•	•		•	•	•		•	•	•	•	•	•	•	•	•	•	•	•	•	•	
Toguna (inside)	•		•		•				•	•	•		•		•	•	•	•	•	•	•	•	•	•	•	•	
Toguna Bank	•	•	•		•	•	•		•	•	•		•	•	•	•	•	•	•	•	•	•	•	•	•	•	
Standing support for Toguna/Phone Booth	•		•		•				•	•	•		•	•	•	•	•	•	•	•	•	•	•	•	•	•	
Dock-In Bays (outside)	•	•	•		•	•	•		•	•	•		•	•	•	•	•	•	•	•	•	•	•	•	•	•	
Dock-In Bays (inside/)	•		•		•				•	•	•		•		•	•	•	•	•	•	•	•	•	•	•	•	
Dock-In Bays (wall element)	•	•	•		•	•	•		•	•	•		•	•	•	•	•	•	•	•	•	•	•	•	•	•	
Phone Booth (outside)	•	•	•		•	•	•		•	•	•		•	•	•	•	•	•	•	•	•	•	•	•	•	•	
Phone Booth (inside)	•		•		•				•	•	•		•		•	•	•	•	•	•	•	•	•	•	•	•	
Service Dock (outside)	•	•	•		•	•	•		•	•	•		•	•	•	•	•	•	•	•	•	•	•	•	•	•	
Service Dock (inside)	•		•		•				•	•	•		•		•	•	•	•	•	•	•	•	•	•	•	•	
Coat Rack (outside)	•	•	•		•	•	•		•	•	•		•	•	•	•	•	•	•	•	•	•	•	•	•	•	
Coat Rack (inside)	•		•		•				•	•	•		•		•	•	•	•	•	•	•	•	•	•	•	•	

## FABRIC COLLECTIONS - OVERVIEW

	P0			P1			P2				P3			P4			P5		L1	L2	L3						
	Era	Urban Plus	Xtreme Plus	Inn	Rondo	Step	Step Melange	Panama (Outdoor)	Remix	Europost	Mainline Flax	Runner	Assam	Fox	Fjord	Steelcut	Stamskin Top	Hallingdal	Steelcut Trio	Divina Melange	Divina MD	Coda	Elle	Opera	Entrée	Entrée Color	Superior
PARCS	•	•	•		•	•	•		•	•	•		•	•	•	•	•	•	•	•	•	•	•	•	•	•	•
PARCS, pillows	•	•	•		•	•	•		•	•	•		•	•	•	•	•	•	•	•	•	•	•	•			
Pop-up stool	•	•	•		•	•	•		•	•	•		•	•	•	•	•	•	•	•	•	•	•	•	•	•	•
Parasol lamp	•	•	•		•	•	•		•	•	•		•	•	•	•	•	•	•	•	•			•	•	•	
NOOXS	•	•	•	•	•	•	•		•	•	•		•	•	•	•		•	•	•	•	•	•				
NOOXS Think Tank	•	•	•	•	•	•	•		•	•	•		•	•	•	•		•	•	•	•	•	•				
FRAME_S Board - pinboard	•	•	•	•	•	•	•		•	•	•		•	•	•	•		•	•	•	•	•	•				
W4 Wall-to-Wall	•	•	•	•	•	•	•		•		•		•		•	•		•	•	•	•	•	•				
PB Pinboard	•	•	•	•	•	•	•		•	•	•		•	•	•	•		•	•	•	•	•	•				
R-Platform	•	•	•	•	•	•	•		•		•		•		•	•		•	•	•	•	•	•				
RV dividing wall	•	•	•	•	•	•	•		•		•		•		•	•		•	•	•	•	•	•				
PIXEL Soft Pad	•	•	•		•	•	•		•	•	•		•	•	•	•	•	•	•	•	•	•	•	•			
PORTS Lounge Chair + Sofa					•	•	•		•	•	•		•	•	•	•	•	•	•	•	•	•	•	•	•	•	•
PORTS Headrest					•	•	•		•	•	•		•	•	•	•	•	•	•	•	•	•	•	•	•	•	•
PORTS Wardrobe cabinet (cover sides)									•	•	•		•	•	•	•		•	•	•	•	•	•				
PORTS Stool					•	•	•		•	•	•		•	•	•	•	•	•	•	•	•	•	•	•	•	•	•
PORTS Screen (Task Lounge)					•	•	•		•	•	•		•	•	•	•		•	•	•	•	•	•				
PORTS Storage Pinboard					•	•	•		•	•	•		•	•	•	•		•	•	•	•	•	•				
U-TURN seat	•	•	•		•	•	•		•	•	•		•	•	•	•	•	•	•	•	•	•	•				

## OVERVIEW MATERIALS & SURCHARGE STRUCTURE

### WORKTABLE, THIRD WORKING LEVEL & DIVIDING WALL, STORAGE

	Restrictions	Workstation	T-Meeting	LEVEL family	LEVEL PURE family	CG Cart Caddy	CT Pedestal				KX/K2 Storage			CUBE_S				T-Caddy		
							Front Top	Carcass	Third Level	KB Box	Front Top	Carcass	Basic colour	Rest	Carcass	K2 Caddy	Carcass	Rest		
Melamine	Melamine group 1: basic colours	•	•	•	•	•	•	•	•	•	•	•	•	•	•	•	•	•	•	
	Melamine group 2: additional basic colours	•	•	•	•	•	•	•	•	•	•	•	○	5◇	•	•	•	•	•	
	Melamine group 2: décor colours	no compact	•	•	•	•	•	•	•	•	•	•	○	5◇	•	•	•	•	•	
	Melamine group 2: décor colours, wooden texture	no compact	◇	•	◇	◇	•	•	•	◇	•	•	•	◇	◇	6◇	◇	•	◇	•
	Melamine group 3: accent colours	no compact/ no 8 mm chip-board	◇	•	◇	◇	•	•	•	◇	3•	•	•	•	◇	◇	6◇	◇	•	◇
Veneer	Veneer group 1: maple, beech, oak, ash	•	•	•	•	•	•	•	•	-	•	•	•	4•	•	•	•	•	•	•
	Veneer group 2: walnut, bamboo	○	○	◇	◇	○	○	○	○	-	○	○	○	4○	○	○	○	○	○	○
Fenix	Fenix black	only for MDF 25 mm	-	-	•	•	-	-	-	-	-	-	-	-	-	-	-	-	-	-

### PREMIUM & COLLABORATION

	Restrictions	PORTS				P2		AL		AL-K Storage	AL Free Desk	AL-K Free Desk	P2 Free Desk	PARCS Club Table	TIMBA
		Table	Storage	Screen	STUDIO	Wall mounted shelf	Rest	Executive desk	Rest						
Melamine	Melamine group 1 Primary Colours	•	•	-	7•	•	-	•	•	•	•	-	•	•	
	Melamine group 2: additional basic colours	•	•	-	-	•	-	-	•	•	-	-	•	•	
	Melamine group 2 Décor colours	no compact	-	-	-	•	-	•	•	•	•	-	-	-	
	Melamine group 3: décor colours, wooden texture	no compact	-	-	-	•	-	-	•	•	-	-	-	-	
	Melamine group 3: accent colours	no compact/ no 8mm chipboard	-	-	-	-	•	-	-	•	•	-	-	-	
Veneer	Veneer group 1 Maple, beech, oak, ash	•	•	•	8•	•	•	•	•	•	•	•	•	•	
	Veneer group 2: walnut, bamboo	◇	◇	◇	8◇	○	○	○	○	○	○	○	○	-	
Fenix	Fenix black	•	-	-	•	-	-	-	-	-	-	-	-	-	
MDF	MDF varnished	-	•	-	-	-	-	-	-	-	-	-	-	-	

\* TIMBA: Only EY Oak, sylt and EV oak, volcano available.

•....Basic price  
 ○....Surcharge on basic price see "Product price list"  
 ◇....Surcharge price group 2 see "OMFL-Data"  
 -....not available

2....only anthracite  
 3....not available for 3P  
 4....only for sliding door cabinet  
 5....sliding door cabinet, additional surcharge  
 6....surrounding frame, additional surcharge  
 7....only for MW, MB, MS possible  
 8....not for Double Top and carcass available

## OVERVIEW MATERIALS & SURCHARGE STRUCTURE

		Restrictions	PORTS Screen	PORTS Table MDF-top	PORTS Table chipboard	PORTS Table compact top	PORTS Table Fenix
Melamine	Melamine group 1: basic colours		-	-	•	•	-
	Melamine group 2: additional basic colours		-	-	•	•	-
	Melamine group 2: decor colours		-	-	-	-	-
	Melamine group 3: decor, wooden texture		-	-	-	-	-
	Melamine group 3: accent colours		-	-	-	-	-
Veneer	Veneer group 1: maple, beech, oak, chestnut		<sup>9</sup> •	<sup>9</sup> •	•	•	-
	Veneer group 2: nut, bamboo	no bamboo	◇	◇	◇	◇	-
Fenix	Fenix black		-	-	-	-	•

<sup>9</sup>...oak and chestnut only

### PARTITIONING

	Restrictions	RV	RF	RP	W4	
Melamine	Melamine group 1 Primary Colours	•	•	•	•	
	Melamine group 2: additional basic colours	•	•	•	•	
	Melamine group 2 Décor colours	no compact	•	•	•	•
	Melamine group: 3 décor colours, wooden texture	no compact	•	•	•	•
	Melamine group 3: accent colours	no compact/ no 8 mm chipboard	•	•	•	•
Veneer	Veneer group 1: maple, beech, oak, ash	•	•	•	•	
	Veneer group 2: walnut, bamboo	○	○	○	○	

•....Basic price

○....Surcharge on basic price see "Product price list"

◇....Surcharge price group 2 see "OMFL-Data"

-....not available