

# Bernù Aero

Designed By Davide Tonizzo



**ARCONAS**

v03142024

## Bernù Aero Collection



↑ Chicago O'Hare  
International Airport



Bernù Aero's high-performance beam seating system provides superior comfort and long-term support for high-traffic waiting areas.



# Bernù Aero

---

Named in honour of Swiss mathematician and physicist Daniel Bernoulli, who made considerable contributions to aerodynamics, the Bernù Aero tandem seating series features aerodynamic contours reminiscent of the shape of an aircraft wing and a contemporary design that will seamlessly compliment and blend into any public space.

Bernù Aero's central beam-mounted system combines innovative design with exceptional comfort and durability, making it the comprehensive seating system in its class. With flexibility to mix and match, multiple options for power and integrated accessories, and opportunities for extensive layout configurations, the Bernù Aero is the most comprehensive seating system in its class.

---

## ↓ Newark Liberty International Airport



# Bernù Aero Luxe

---

Compatible with any Bernù Aero beam-mounted seating system, the Bernù Aero Luxe's contoured metal profile, high-back, foot rest, and plush padding provide exceptional comfort and durability for high-traffic waiting areas. Users can lay their head back, put up their feet, and relax.

Bernù Aero Luxe offers single straight (3–5 seats) units. The modular design allows for a wide variety of configurations with a limited number of parts.

---

↓ **Newark Liberty  
International Airport**



# Configurations

---



**Two-seat unit**  
shown with cantilever arms



**Three-seat unit**




**Four-seat unit**  
shown with drink holder arms



**Five-seat unit**



**Four-seat with table**



**Four-seat inside curve with  
wedge table**



**Five-seat outside curve**  
shown with loop arms



**Six-seat cluster with central  
triangular table**



**High-back recliner**



**High-back only**

# Materials

---

## UPHOLSTERED

Bernù Aero's contoured metal profile and plush padding provides notable comfort and durability for high-traffic waiting areas.




↑ Bernù Aero's accentuated seats and backs are roll formed steel covered with injected moulded foam bonded to ABS forms. Pads are easily replaced on-site by removing four screws.

### Standard Arconas Fabrics



Vinyl



Faux Leather



COM



# Materials

---

## INJECTED POLYURETHANE


Bernù Aero Poly delivers the high-performance of Bernù Aero combined with the practical touch of an integral polyurethane surface that's easy to maintain. With anti-microbial properties and durable construction, Bernù Aero Poly is an ideal solution for waiting areas that demand comfort and convenience.




### Poly Certifications

- CAL 133 and BS 5852 for flammability
- ISO 22196 for anti-microbial properties


### Standard Colors



Royal Blue



Graphite



Midnight

# Materials

---

## PERFORATED METAL


The perforated metal pans are laser cut and formed to match Bernù Aero's ergonomic profile. The steel is pretreated for corrosion resistance and powder coated in Arconas' standard colours.



---

## WOOD

Wood seats and backs are made from laminated hardwood plywood and are cut from a single moulded form ensuring grain continuity from one seat position to another. Standard wood grains are walnut, maple and oak. Optional upholstered pads are available.



Walnut



Maple



Oak

# Materials

---

## MIX & MATCH



Perforated metal back / Poly seat



Perforated metal back / Upholstered seat



Wood back / Poly seat

## Accessories & Options

---

### ARMS

Arms are made from solid die-cast aluminum and are satin polished with bright accents.



Cantilever arm



Cantilever arm with drink holder



Loop arm



# Accessories & Options

---

## LEGS & CONNECTORS



### Glides

Bernù Aero legs come standard with adjustable glides that allow for precision leveling. Optional floor mounting and anti slide glides are available for hard floors.



Aluminum  
Glide



Anti slide



Floor  
Mounting



### Floor-mounted legs

Cantilever legs are floor mounted and are positioned inboard to eliminate obstacles.



### Back-to-back connectors

Back-to-back connectors securely hold two units together and are available on all linear and curved configurations.

# Accessories & Options

## POWER & MEDIA



### inPower™ flex 3

inPower™ flex 3 easily mounts below seats and tables and provides enough outlets to charge up to 4 devices at once. Each module is tested to UL certifications and has many built-in safety features. To learn more about this dynamic charging devise, visit [inpowerflex.com](http://inpowerflex.com).

inPower™ flex 3 sockets can be specified to meet country voltage requirements world-wide.

North American module shown  
\*European and UK Modules available



### Cable Management Device (CMD)

The CMD is designed to hide the slack from inPower™ flex 3 cords and to prevent tampering. The device also provides one exit point for the power cord anywhere along the beam.

## TABLES



### Standard Table Materials

Multiple pattern & color options available



HP Laminate



Solid Surface



Granite

# Accessories & Options

---

## BERNÙ AERO CLUSTER FEATURES



### Fully Enclosed Base

The Fully Enclosed base is a triangular steel structure that supports the central table and the inner end of the Supporting Beams. Each of the 3 sides is fabricated from 11 gauge steel with welded internal gussets to maintain the shape and stiffness. Optionally, one or more sides can be equipped with a lockable access door and an internal shelf. This allows for maintenance of any equipment located within the base. There are hidden openings on each corner of the Enclosed Base to allow wiring to pass into the base. This allows the optional inPower flex 3 wiring to be routed internally.

The table top is attached to mounting lugs on the top edge of the base. Escutcheon plates are provided to attractively cover the entry of the seat beams into the Enclosed Base.

The Enclosed Base includes 6 adjustable glides.



### Table Top

The triangular shaped table top is adjacent to all 6 seats to provide a convenient surface for users to place beverages, luggage, etc while seated.

The table has a symmetrical triangle shape with truncated corners. Each tip to base dimension is 47 3/4" (1213 mm). The width across 2 corners is 54" (1371 mm). It is available in granite, solid surface and laminate over 1" (25 mm) MDF. Laminate tops are fitted with threaded mounting inserts and provided with color matched vinyl edging.

Solid surface tops are 1/2" (12 mm) thick with built up edges to appear as 1" (25 mm) thick. The underside is bonded to a 1/2" plywood substrate equipped with threaded mounting inserts.

Granite tops are 3/4" (20 mm) thick with built up edges to appear as 1 1/2" (40 mm) thick. The underside is bonded to a 1/2" (12 mm) MDF substrate equipped with threaded mounting inserts.

All tops include mounting inserts for inPower flex 3 units under each corner.

# Accessible Options

---

## PRIORITY SEATING

Priority seating are labeled with internationally recognizable accessibility logos to indicate that the seat is reserved for persons with reduced mobility or those who may need extra space. These logos are positioned on the backrest for optimal visibility and long term durability.



### Accessible Seating

For lateral transfers from a wheelchair, the outer arm is remove from a seat position at the end of the row.



### Reduced Mobility Seating

A raise seat position assists people with reduced mobility to transition in and out of a chair with greater ease.



### Bariatric Seating

Extra wide (30") seating option to provide extra comfort for passenger who may need more room.



### End-mount power

inPower flex 3 modules for charging electronics are available on back-to-back seating units, allowing wheelchair users to access the outlet at arm height.



## Assembly & Maintenance

---

Seats and backs are replaced one-for-one without having to disassemble the entire unit and upholstered pads are replaced by removing four screws. The wide-set legs below the beam offers ample open space for cleaning parts should repairs be required.



Open space between seat backs minimizes debris collection.

# Environmental Sustainability

We care about the full life cycle of our products. Arconas delivers the world's most environmentally friendly seating and furniture for passenger terminals and public spaces.

We were one of the first manufacturers in North America to introduce the use of injection-molded, CFC-free, cold-cured foam. Our foam and metal components are 100% recyclable. Our products meet the requirements of ANSI/BIFMA Emissions Standards M 7.1 2011, are low V.O.V., and do not contribute to poor indoor air quality.

Our products can also contribute toward your building achieving LEED credits.

## CERTIFICATIONS

### Durability

ANSI/BIFMA X5.4

### Flammability

(composite test)

CAL 117

CAL 133

BS 5852 (Europe)

### Indoor Air Quality

ANSI/BIFMA X7.1-2011

### Antimicrobial

ISO 22196

### SCS Global Certification

EPD (Environmental Product Declaration)

HPD (Health Product Declaration)


## FINISHES - SUSTAINABLE FEATURES



- 1. Seat and back pans**  
Formed steel, contains up to 30% recycled material
- 2. Arms**  
Solid die-cast aluminum, contains up to 70% recycled material
- 3. Upholstery**  
Vinyl, Polyurethane, Faux Leather, Leather or C.O.M.
- 4. Beam and end caps**  
Extruded aluminum, contains up to 70% recycled material
- 5. Seat brackets / Legs / Glides**  
Solid die-cast aluminum, contains up to 70% recycled material

# Bernù Aero Configurations

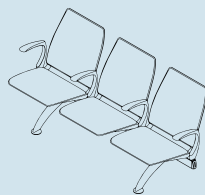
## SINGLE UNITS



### BA2S

two seat unit


W: 49" (124 cm)  
D: 28.5" (73 cm)  
H: 33" (84 cm)  
SH: 17" (43 cm)



### BA3S

three seat unit

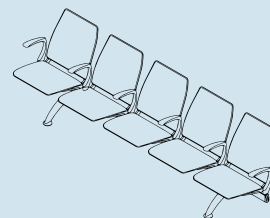
W: 72" (183 cm)  
D: 28.5" (73 cm)  
H: 33" (84 cm)  
SH: 17" (43 cm)



### BA4S

four seat unit

W: 95" (241 cm)  
D: 28.5" (73 cm)  
H: 33" (84 cm)  
SH: 17" (43 cm)

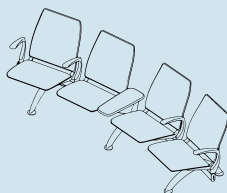


### BA5S

five seat unit

W: 118" (300 cm)  
D: 28.5" (73 cm)  
H: 33" (84 cm)  
SH: 17" (43 cm)

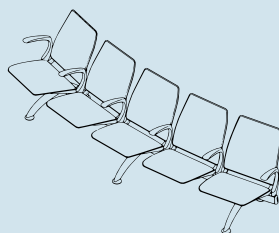
## CURVED UNITS



### BA4SINS

inside curve, four seat unit,  
includes wedge table

W: 105" (267 cm)  
D: 32.5" (83 cm)  
H: 33" (84 cm)  
SH: 17" (43 cm)

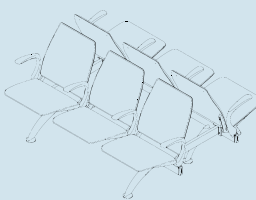


### BA5SOUT

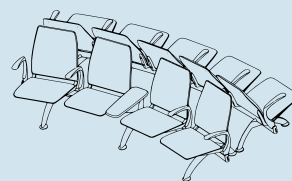
outside curve,  
five seat unit

W: 119.5" (304 cm)  
D: 33" (84 cm)  
H: 33" (84 cm)  
SH: 17" (43 cm)

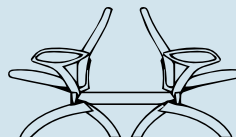
## BACK-TO-BACK UNITS



two to five seat units  
per side



inside and outside  
curved units



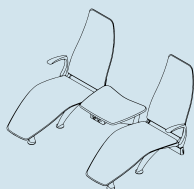
**BERNBTOB** back-to-back connector  
adds 6" width to two single rows

## BERNÙ AERO LUXE



### BERNCHAISE

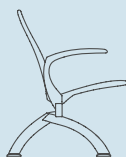
W: 21.5" (55 cm)  
D: 28.5" (73 cm)  
H: 44.5" (113 cm)  
SH: 17" (43 cm)



### BALUXE

two to five seat units

## OPTIONS



### BERNCARM

cantilever arm

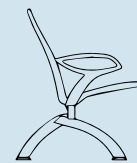
W: 2" (5 cm)  
D: 14.5" (37 cm)  
AH: 12" (30 cm)



### BERNCARMDH

drink holder arm

W: 3.5" (8 cm)  
D: 5" (12 cm)  
AH: 22.5" (57 cm)



### BERNARM

loop arm

W: 2" (5 cm)  
D: 14.5" (37 cm)  
AH: 12" (30 cm)



### BERNTABLE

21" table

W: 24.5" (62 cm)  
D: 19" (48 cm)  
H: 17" (43 cm)





# Bernù Bench

---

Bernù Bench is a finely-crafted indoor bench that can be arranged with other Bernù Aeroseating variations, or as a standalone piece, to create dynamic and inviting waiting areas.


The redefined bench seat, available in hardwood slats or upholstery, has end profiled and sculpted like an aircraft wing section and is complimented by the sturdiness of the sculpted aluminum beam and legs.

Bernù Bench is available in two fixed widths (48" and 72"). The upholstered bench is available with a variety of durable vinyls, faux leathers, woven textiles or COM.

Bernù Bench is suitable for indoor applications only.



↑ Tampa International Airport



↑ Los Angeles International Airport

# Configurations

## UPHOLSTERED

Upholstered bench tops have a sturdy base made of steel sheets and fir plywood. The cushion is shaped like an aerofoil and attached to the base after being cut from polyurethane foam. The cover is sewn with strong French stitching to enhance durability. The front and rear waterfall edges are seamless to reduce wear and tear.



72" Upholstered Bench

48" Upholstered Bench

### FINISHES



Vinyl



Faux Leather



COM

## WOOD

Wooden bench tops are made from seasoned hardwood, doweled and glued to ensure strength and durability. They are available in maple, oak and walnut in 2- or 3-seat lengths. The front and back edges are made from heavy wooden sections shaped to match the aerofoil profile of the end caps.


All are clear coated for easy touch up of minor scratches (no stain matching required).



72" Bench shown in Walnut

48" Bench shown in Oak

### FINISHES



Walnut



Maple

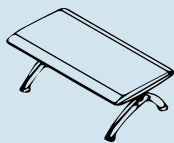


Oak

# Configurations

---

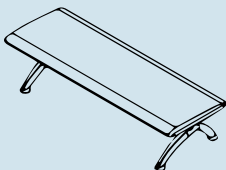
## UPHOLSTERED BENCH



**BB2SU**

two seat unit

W: 48" (122 cm)  
D: 24" (61 cm)  
H: 17" (43 cm)



**BB3SU**

three seat unit

W: 72" (183 cm)  
D: 24" (61 cm)  
H: 17" (43 cm)

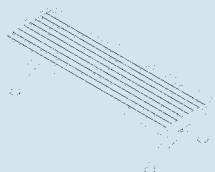
## WOOD BENCH



**BB2SM/O/W**

two seat unit

W: 48" (122 cm)  
D: 24" (61 cm)  
H: 17" (43 cm)



**BB3SM/O/W**

three seat unit

W: 72" (183 cm)  
D: 24" (61 cm)  
H: 17" (43 cm)

# ARCONAS

## Head Office

Arconas Corporation  
5700 Keaton Crescent  
Mississauga, Ontario  
L5R 3H5 Canada

## United States

Arconas Inc.  
220 S. Elm Street  
High Point, N. Carolina  
27260 U.S.A.

## Contact

Telephone: +1 905 272 0727  
Toll Free: +1 800 387 9496  
Email: [info@arconas.com](mailto:info@arconas.com)

 [/arconas](#)

 [@arconascorp](#)

 [/arconas](#)



Platinum  
member

ISO 9001:2015 &  
ISO 14001:2015 Certified



[arconas.com](http://arconas.com)