

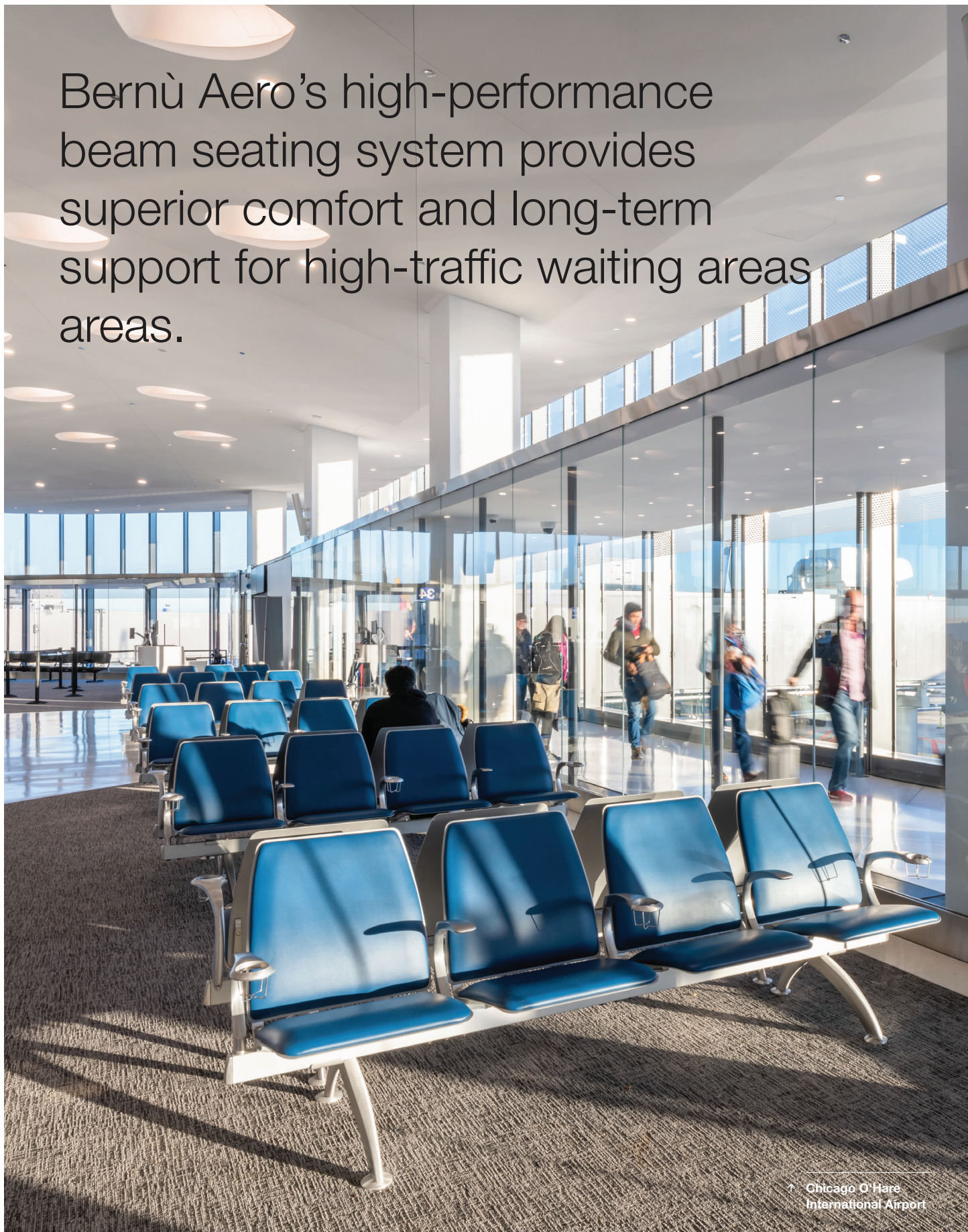
Bernù Aero

Designed By Davide Tonizzo



ARCONAS

Bernù Aero's high-performance beam seating system provides superior comfort and long-term support for high-traffic waiting areas.



Bernù Aero

Named in honour of Swiss mathematician and physicist Daniel Bernoulli, who made considerable contributions to aerodynamics, the Bernù Aero tandem seating series features aerodynamic contours reminiscent of the shape of an aircraft wing and a contemporary design that will seamlessly compliment and blend into any public space.

Bernù Aero's central beam-mounted system combines innovative design with exceptional comfort and durability, making it the comprehensive seating system in its class. With flexibility to mix and match, multiple options for power and integrated accessories, and opportunities for extensive layout configurations, the Bernù Aero is the most comprehensive seating system in its class.

↓ Newark Liberty International Airport



Bernù Aero Luxe

Compatible with any Bernù Aero beam-mounted seating system, the Bernù Aero Luxe's contoured metal profile, high-back, foot rest, and plush padding provide exceptional comfort and durability for high-traffic waiting areas. Users can lay their head back, put up their feet, and relax.

Bernù Aero Luxe offers single straight (3–5 seats) units. The modular design allows for a wide variety of configurations with a limited number of parts.

↓ Guadalajara International Airport



Bernù Aero Configurations



Two-Seat Unit



Three-Seat Unit



Four-Seat Unit



Five-Seat Unit



Four-Seat Unit with Intermediate Table

Bernù Aero Configurations



**Four-Seat Inside Curve Unit
with Wedge Table**



Five-Seat Outside Curve Unit



**Six-Seat Cluster
with Triangular Table**



Luxe with Chaise



Three-Seat High-Back Luxe

Bernù Aero

UPHOLSTERED

Bernù Aero's contoured metal profile and plush padding provides notable comfort and durability for high-traffic waiting areas.



↑ Bernù Aero's accentuated seats and backs are roll formed steel covered with injected moulded foam bonded to ABS forms. Pads are easily replaced on-site by removing four screws.

Bernù Aero Material Options

INJECTED POLYURETHANE

Bernù Aero Poly delivers the high-performance of Bernù Aero combined with the practical touch of an integral polyurethane surface that's easy to maintain. With anti-microbial properties and durable construction, Bernù Aero Poly is an ideal solution for waiting areas that demand comfort and convenience.



Poly Certifications

- CAL 133 and BS 5852 for flammability
- ISO 22196 for anti-microbial properties

Bernù Aero Material Options

PERFORATED METAL

The perforated metal pans are laser cut and formed to match Bernù Aero's ergonomic profile. The steel is pretreated for corrosion resistance and powder coated in Arconas' standard colours.



WOOD

Wood seats and backs are made from laminated hardwood plywood and are cut from a single moulded form ensuring grain continuity from one seat position to another. Standard wood grains are walnut, maple and oak. Optional upholstered pads are available.



Bernù Aero Material Options

MIX & MATCH

Bernù Aero's versatile material options can be mixed and matched to create customized options.



Perforated metal back / Poly seat



Perforated metal back / Upholstered seat



Wood back / Poly seat

Arms

Arms are made from solid die-cast aluminum and are satin polished with bright accents.



Cantilever arm



Cantilever arm with drink holder



Loop arm

Legs & Connectors



Glides

Bernù Aero legs come standard with adjustable glides that allow for precision leveling. Optional floor mounting and anti slide glides are available for hard floors.



Aluminum
Glide



Anti slide
Glide



Floor Mounting
Glide



Floor-mounted legs

Cantilever legs are floor mounted and are positioned inboard to eliminate obstacles.



Back-to-back connectors

Back-to-back connectors securely hold two units together and are available on all linear and curved configurations.

Power



inPower™ Flex 3

inPower™ flex 3 easily mounts below seats and tables and provides enough outlets to charge up to 4 devices at once. Each module is tested to UL certifications and has many built-in safety features.

inPower™ flex 3 sockets can be specified to meet country voltage requirements world-wide.

North American module shown
*European and UK Modules available



Cable Management Device (CMD)

The CMD is designed to hide the slack from inPower™ flex 3 cords and to prevent tampering. The device also provides one exit point for the power cord anywhere along the beam.

Tables



End / Intermediate 24" Square Table
Only available for straight beams



End / Intermediate 12" Narrow Table
Only available for straight beams



Intermediate 9" Wedge Table
Only available for inside curved beams

Clusters

BERNÜ AERO CLUSTER FEATURES



Fully Enclosed Base

The Fully Enclosed base is a triangular steel structure that supports the central table and the inner end of the Supporting Beams. Each of the 3 sides is fabricated from 11 gauge steel with welded internal gussets to maintain the shape and stiffness. Optionally, one or more sides can be equipped with a lockable access door and an internal shelf. This allows for maintenance of any equipment located within the base. There are hidden openings on each corner of the Enclosed Base to allow wiring to pass into the base. This allows the optional inPower flex 3 wiring to be routed internally.

The table top is attached to mounting lugs on the top edge of the base. Escutcheon plates are provided to attractively cover the entry of the seat beams into the Enclosed Base.

The Enclosed Base includes 6 adjustable glides.



Table Top

The triangular shaped table top is adjacent to all 6 seats to provide a convenient surface for users to place beverages, luggage, etc while seated.

The table has a symmetrical triangle shape with truncated corners. Each tip to base dimension is 47 3/4" (1213 mm). The width across 2 corners is 54" (1371 mm). It is available in granite, solid surface and laminate over 1" (25 mm) MDF. Laminate tops are fitted with threaded mounting inserts and provided with color matched vinyl edging.

Solid surface tops are 1/2" (12 mm) thick with built up edges to appear as 1" (25 mm) thick. The underside is bonded to a 1/2" plywood substrate equipped with threaded mounting inserts.

Granite tops are 3/4" (20 mm) thick with built up edges to appear as 1 1/2" (40 mm) thick. The underside is bonded to a 1/2" (12 mm) MDF substrate equipped with threaded mounting inserts.

All tops include mounting inserts for inPower flex 3 units under each corner.

Accessible Options

PRIORITY SEATING

Priority seating are labeled with internationally recognizable accessibility logos to indicate that the seat is reserved for persons with reduced mobility or those who may need extra space. These logos are positioned on the backrest for optimal visibility and long term durability.



Accessible Seating

For lateral transfers from a wheelchair, the outer arm is remove from a seat position at the end of the row.



Extra-wide Seating

Extra wide (30") seating option to provide extra comfort for passenger who may need more room.



Reduced Mobility Seating

A raise seat position assists people with reduced mobility to transition in and out of a chair with greater ease.



End-mount power

inPower flex 3 modules for charging electronics are available on back-to-back seating units, allowing wheelchair users to access the outlet at arm height.

Assembly & Maintenance

Seats and backs are replaced one-for-one without having to disassemble the entire unit and upholstered pads are replaced by removing four screws. The wide-set legs below the beam offers ample open space for cleaning parts should repairs be required.



Open space between seat backs minimizes debris collection.

Environmental Sustainability

We care about the full life cycle of our products. Arconas delivers the world's most environmentally friendly seating and furniture for passenger terminals and public spaces.

We were one of the first manufacturers in North America to introduce the use of injection-molded, CFC-free, cold-cured foam. Our foam and metal components are 100% recyclable. Our products meet the requirements of ANSI/BIFMA Emissions Standards M 7.1 2011, are low V.O.V., and do not contribute to poor indoor air quality.

Our products can also contribute toward your building achieving LEED credits.

CERTIFICATIONS

Durability

ANSI/BIFMA X5.4

Flammability (composite test)

CAL 117

CAL 133

BS 5852 (Europe)

Indoor Air Quality

ANSI/BIFMA X7.1-2011

Antimicrobial

ISO 22196

SCS Global Certification

EPD (Environmental
Product Declaration)

HPD (Health Product
Declaration)

1. Seat and back pans

Formed steel, contains up to 30% recycled material

2. Arms

Solid die-cast aluminum, contains up to 70% recycled material

3. Upholstery

Vinyl, Polyurethane, Faux Leather, Leather or C.O.M.

4. Beam and end caps

Extruded aluminum, contains up to 70% recycled material

5. Seat brackets / Legs / Glides

Solid die-cast aluminum, contains up to 70% recycled material



Finishes

UPHOLSTERY



GRADE A
Esprit
74 colors



GRADE B
Naugasoft
22 colors




GRADE C
Destiny
29 colors



GRADE D
Eleather
22 colors

METAL



Cloud Silver



Graphite



Textured Black



Matte Black



Latte



Tungsten Silver


TABLETOP SURFACES



Phenolic Fenix
3 colors



Solid Surface
4 colors



Silestone
3 colors

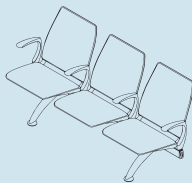
Bernù Aero Configurations

SINGLE UNITS




BA2S

two seat unit
W: 49" (124 cm)
D: 28.5" (73 cm)
H: 33" (84 cm)
SH: 17" (43 cm)




BA3S

three seat unit
W: 72" (183 cm)
D: 28.5" (73 cm)
H: 33" (84 cm)
SH: 17" (43 cm)



BA4S

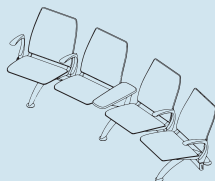
four seat unit
W: 95" (241 cm)
D: 28.5" (73 cm)
H: 33" (84 cm)
SH: 17" (43 cm)



BA5S

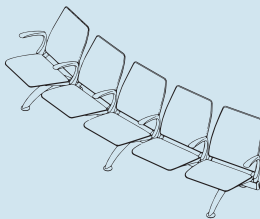
five seat unit
W: 118" (300 cm)
D: 28.5" (73 cm)
H: 33" (84 cm)
SH: 17" (43 cm)

CURVED UNITS



BA4SINS

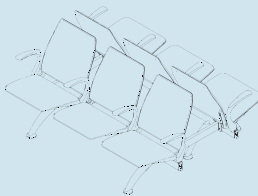
inside curve, four seat unit,
includes wedge table
W: 105" (267 cm)
D: 32.5" (83 cm)
H: 33" (84 cm)
SH: 17" (43 cm)



BA5SOUT

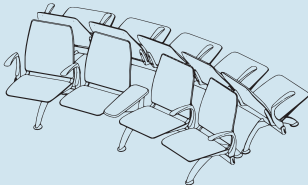
outside curve,
five seat unit
W: 119.5" (304 cm)
D: 33" (84 cm)
H: 33" (84 cm)
SH: 17" (43 cm)

BACK-TO-BACK UNITS



LINEAR

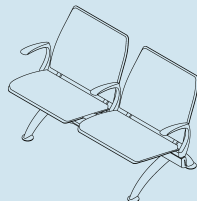
two to five seat units per side



CURVED

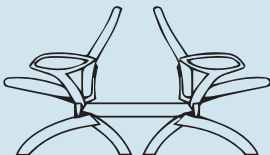
inside and outside curved units

OPTIONS



BA2SMBAR

two seat extra wide (26")
three-seat unit also available
W: 59.5" (151 cm)
D: 28.5" (73 cm)
H: 33" (84 cm)
SH: 17" (73 cm)




BERNBTOBR

back-to-back connector
adds 6" width to two single rows

Bernù Aero Configurations

BERNÙ AERO LUXE



BALUXE


two to five seat units



BERNCHAISE

W: 21.5" (55 cm)
D: 28.5" (73 cm)
H: 44.5" (113 cm)
SH: 17" (43 cm)

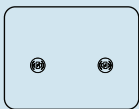
TABLES



BERNTABLER24

24" table

W: 24" (62 cm)
D: 19" (48 cm)
H: 17" (43 cm)



BERNTABLER24QI

24" table with two Qi

W: 24" (62 cm)
D: 19" (48 cm)
H: 17" (43 cm)

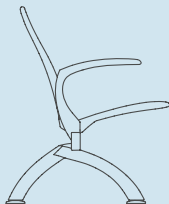


68032

9" wedge table for curved units

W: 9" (23 cm)
D: 20" (51 cm)
H: 17" (43 cm)

ARMS



BERNALARM

cantilever arm


W: 2" (5 cm)
D: 14.5" (37 cm)
AH: 12" (30 cm)



BERNALDRINK

drink holder arm

W: 3.5" (8 cm)
D: 5" (12 cm)
AH: 22.5" (57 cm)



BERNARM

loop arm

W: 2" (5 cm)
D: 14.5" (37 cm)
AH: 12" (30 cm)

Bernù Bench is a finely-crafted indoor bench that can be arranged with other Bernù Aero seating variations, or as a standalone piece, to create dynamic and inviting waiting areas.



Bernù Bench

Bernù Bench features a redefined bench seat, available in hardwood slats or upholstery, has end profiled and sculpted like an aircraft wing section and is complimented by the sturdiness of the sculpted aluminum beam and legs.

Bernù Bench is available in two fixed widths (48" and 72"). The upholstered bench is available with a variety of durable vinyls, faux leathers, woven textiles or COM.

Bernù Bench is suitable for indoor applications only.



↑ Los Angeles International Airport

Bernù Bench Material Options

UPHOLSTERED

Upholstered bench tops have a sturdy base made of steel sheets and fir plywood. The cushion is shaped like an aerofoil and attached to the base after being cut from polyurethane foam. The cover is sewn with strong French stitching to enhance durability. The front and rear waterfall edges are seamless to reduce wear and tear.



72" Upholstered Bench



48" Upholstered Bench

WOOD

Wooden bench tops are made from seasoned hardwood, doweled and glued to ensure strength and durability. They are available in maple, oak and walnut in 2- or 3-seat lengths. The front and back edges are made from heavy wooden sections shaped to match the aerofoil profile of the end caps.

All are clear coated for easy touch up of minor scratches (no stain matching required).



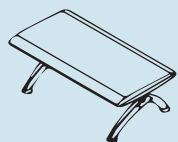
72" Bench shown in Walnut



48" Bench shown in Oak

Configurations

UPHOLSTERED BENCH



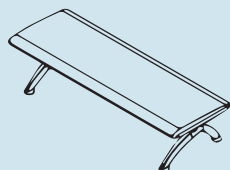
BB2SU

two seat unit

W: 48" (122 cm)

D: 24" (61 cm)

H: 17" (43 cm)



BB3SU

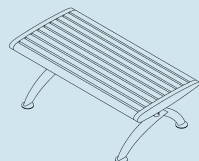
three seat unit

W: 72" (183 cm)

D: 24" (61 cm)

H: 17" (43 cm)

WOOD BENCH



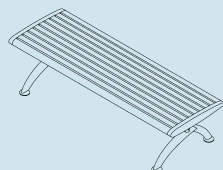
BB2SM/O/W

two seat unit

W: 48" (122 cm)

D: 24" (61 cm)

H: 17" (43 cm)



BB3SM/O/W

three seat unit

W: 72" (183 cm)

D: 24" (61 cm)

H: 17" (43 cm)

ARCONAS

Head Office

Arconas Corporation
5700 Keaton Crescent
Mississauga, Ontario
L5R 3H5 Canada

United States

Arconas Inc.
220 S. Elm Street
High Point, N. Carolina
27260 U.S.A.

Contact

Telephone: +1 905 272 0727
Toll Free: +1 800 387 9496
Email: info@arconas.com

 /arconas

 @arconascorp

 /arconas



Platinum
member

ISO 9001:2015 &
ISO 14001:2015 Certified



arconas.com